

## Economics calculation

Project:

### Main project data

Project number:		Planner:	
Project name:		Agent:	
Building developer:		Road:	
Road:		ZIP:	
ZIP:		Location:	
Location:		Telephone:	
Telephone:		Fax:	
Fax:		E-Mail:	
E-Mail:			

### Main data for dynamic amortization calculation

Yearly rate of inflation:	0.0 %	Yearly rate of price	0.0 %
Interest rate:	0.0 %	increases of electricity tariff:	

### Investment costs

#### Comparison facility

Article nr.:

Article:

Number of luminaires:		0
Price / luminaire (without lamp):	EUR	0.00
Amount lamps / luminaire:		0
Price / lamp:	EUR	0.00
Installation costs per luminaire:	EUR	0.00

**Investment costs: EUR 0**

#### New facility

Article nr.:

Article:

Number of luminaires:		0
Price / luminaire (without lamp):	EUR	0.00
Amount lamps / luminaire:		0
Price / lamp:	EUR	0.00
Installation costs per luminaire:	EUR	0.00

**Investment costs: EUR 0**

## Economics calculation

Project:

### Operation costs without energy costs / year

#### Comparison facility

Amount lamps / luminaire:		0
Price / lamp:	EUR	0.00
Lamp change costs / luminaire:	EUR	0.00
Disposal costs / lamp:	EUR	0.00
Econom. service life / lamp:	h	0
Operation hours / year:	h	0
Maintenance costs / luminaire / year:	EUR	0.00
Expected service life of facility in years:		10

<b>Total quantity lamps:</b>		<b>0</b>
<b>Operation costs without energy costs / year</b>		
<b>(static calculation):</b>	<b>EUR</b>	<b>0</b>
<b>(dynamic calculation):</b>	<b>EUR</b>	<b>0</b>

#### New facility

Amount lamps / luminaire:		0
Price / lamp:	EUR	0.00
Lamp change costs / luminaire:	EUR	0.00
Disposal costs / lamp:	EUR	0.00
Econom. service life / lamp:	h	0
Operation hours / year:	h	0
Maintenance costs / luminaire / year:	EUR	0.00
Expected service life of facility in years:		10

<b>Total quantity lamps:</b>		<b>0</b>
<b>Operation costs without energy costs / year</b>		
<b>(static calculation):</b>	<b>EUR</b>	<b>0</b>
<b>(dynamic calculation):</b>	<b>EUR</b>	<b>0</b>

### Energy costs / year

#### Comparison facility

Lamp type:		0
Lamp wattage:	W	0
CG power loss:	W	0
Control gear:		0

<b>Dimming of luminaires:</b>				
Operation:	%	100	0	0
Hours / year:	h	0	0	0
System power:	W	0	0	0

Electricity tariff / kWh:	EUR	0.000
CO2 factor in kg/kWh:		0.6

<b>Power input of facility:</b>	<b>kW</b>	<b>0.00</b>
<b>Energy consumption / year:</b>	<b>kWh</b>	<b>0</b>
<b>CO2 emission of facility / year:</b>	<b>t</b>	<b>0.00</b>
<b>Energy costs / year</b>		
<b>(static calculation):</b>	<b>EUR</b>	<b>0</b>
<b>(dynamic calculation):</b>	<b>EUR</b>	<b>0</b>

#### New facility

Lamp type:		0
Lamp wattage:	W	0
CG power loss:	W	0
Control gear:		0

<b>Dimming of luminaires:</b>				
Operation:	%	100	0	0
Hours / year:	h	0	0	0
System power:	W	0	0	0

Electricity tariff / kWh:	EUR	0.000
CO2 factor in kg/kWh:		0.6

<b>Power input of facility:</b>	<b>kW</b>	<b>0.00</b>
<b>Energy consumption / year:</b>	<b>kWh</b>	<b>0</b>
<b>CO2 emission of facility / year:</b>	<b>t</b>	<b>0.00</b>
<b>Energy costs / year</b>		
<b>(static calculation):</b>	<b>EUR</b>	<b>0</b>
<b>(dynamic calculation):</b>	<b>EUR</b>	<b>0</b>

## Economics calculation

Project:

### Cost overview / year (static costs comparison)

		Comparison facility	New facility
Linear depreciation of investment costs	EUR	0.00	0.00
	%	0	0
Average operation costs without energy costs (static calculation)	EUR	0.00	0.00
	%	100	0
Average energy costs (static calculation)	EUR	0.00	0.00
	%	100	0
Total operation costs	EUR	0.00	0.00
	%	100	0
<b>Total costs</b>	<b>EUR</b>	<b>0.00</b>	<b>0.00</b>
	<b>%</b>	<b>100</b>	<b>0</b>
CO2 emissions	t	0.00	0.00
	%	100	0

## Economics calculation

Project:

### Dynamic comparison of operation costs / service life (C3)

		Comparison facility	New facility
Operation costs without energy costs	EUR	0.00	0.00
	%	100	0
Energy costs	EUR	0.00	0.00
	%	100	0
Total operation costs	EUR	0.00	0.00
	%	100	0
<b>Complete savings</b>	<b>EUR</b>	<b>0.00</b>	
<b>Rate of return</b>	<b>%</b>	<b>0.00</b>	

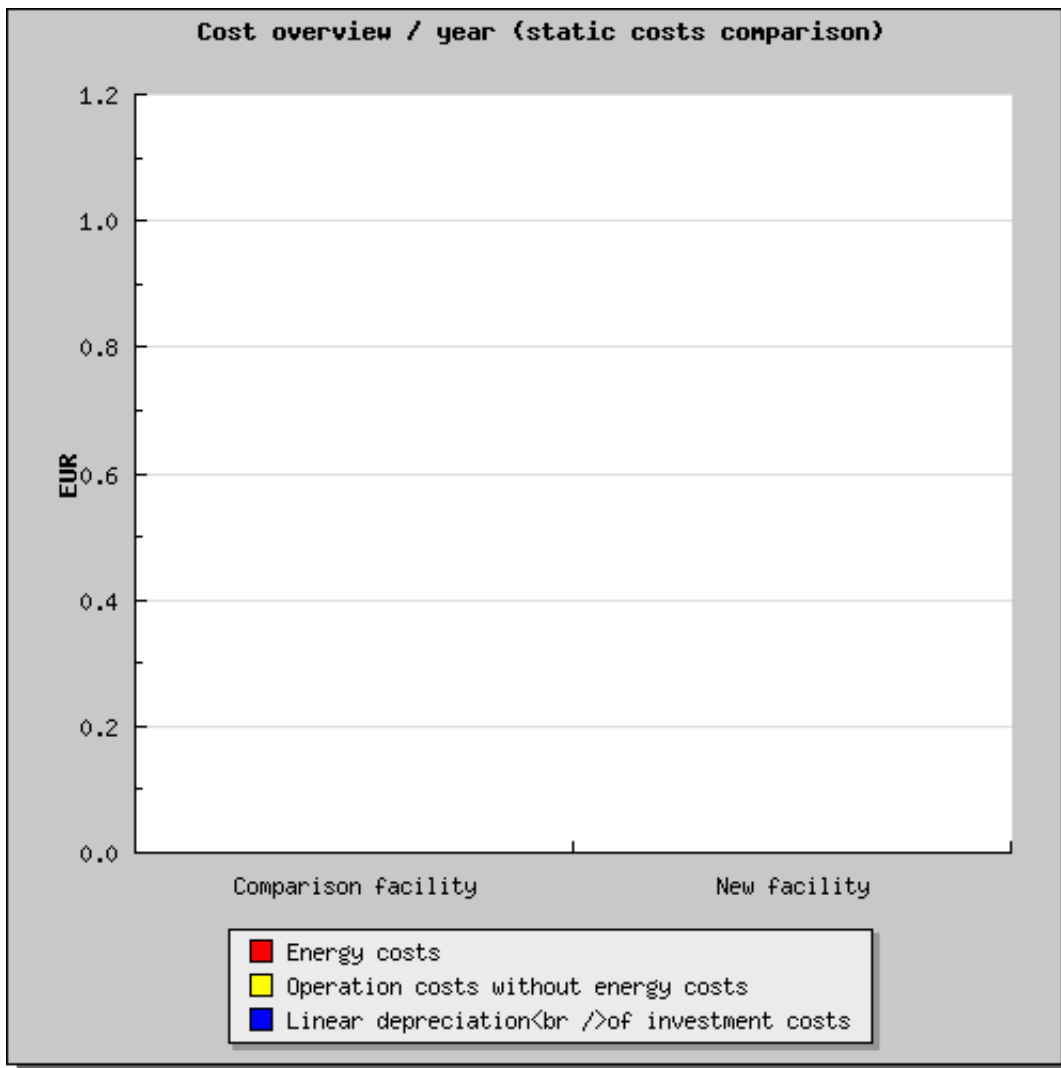
### Dynamic comparison of total costs / service life (C4)

		Comparison facility	New facility
Operation costs without energy costs	EUR	0.00	0.00
	%	100	0
Energy costs	EUR	0.00	0.00
	%	100	0
Total operation costs	EUR	0.00	0.00
	%	100	0
Final rate of investment costs	EUR	0.00	0.00
	%	100	0
<b>Complete savings</b>	<b>EUR</b>	<b>0.00</b>	
<b>Rate of return</b>	<b>%</b>	<b>0.00</b>	

# Economics calculation

Project:

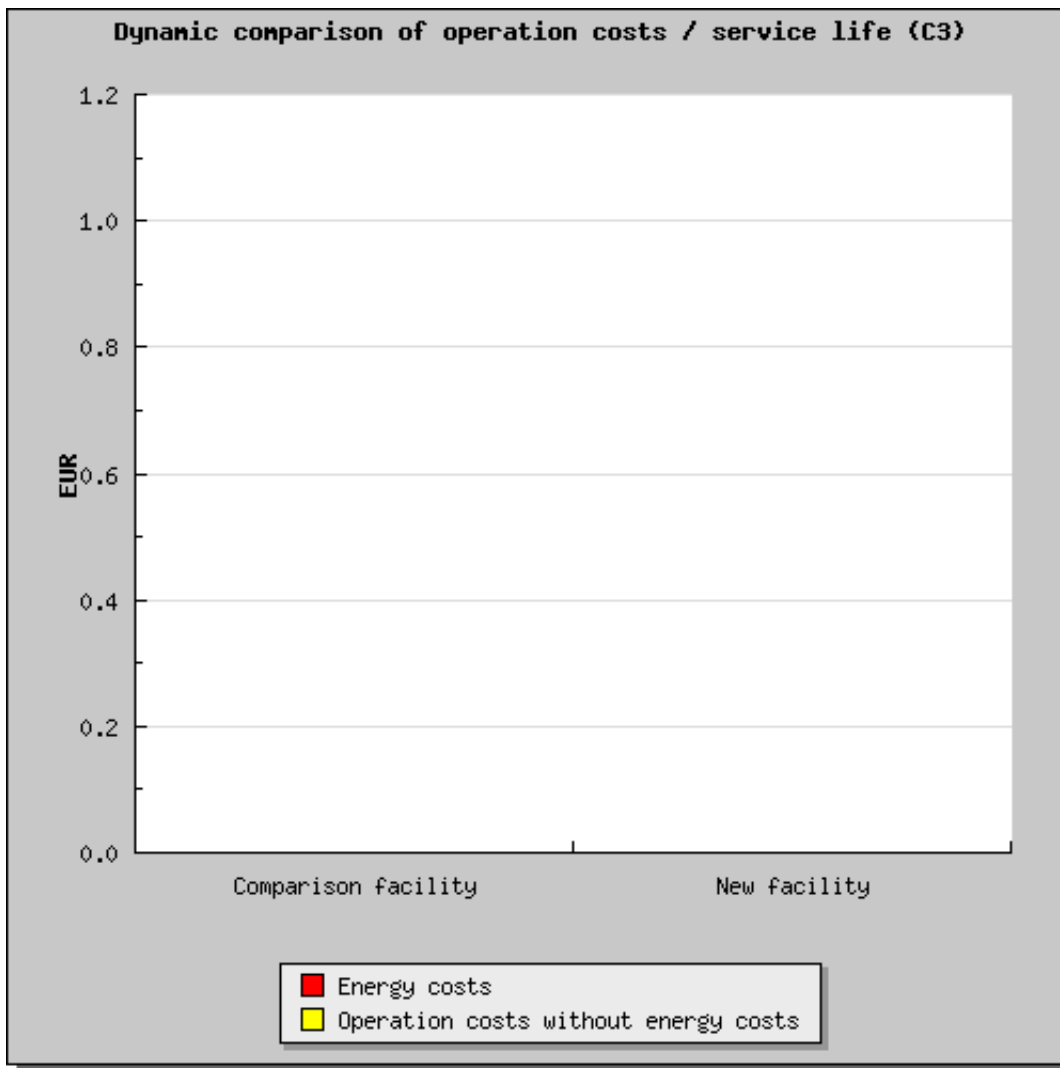
## Cost overview / year (static costs comparison)



# Economics calculation

Project:

## Dynamic comparison of operation costs / service life (C3)

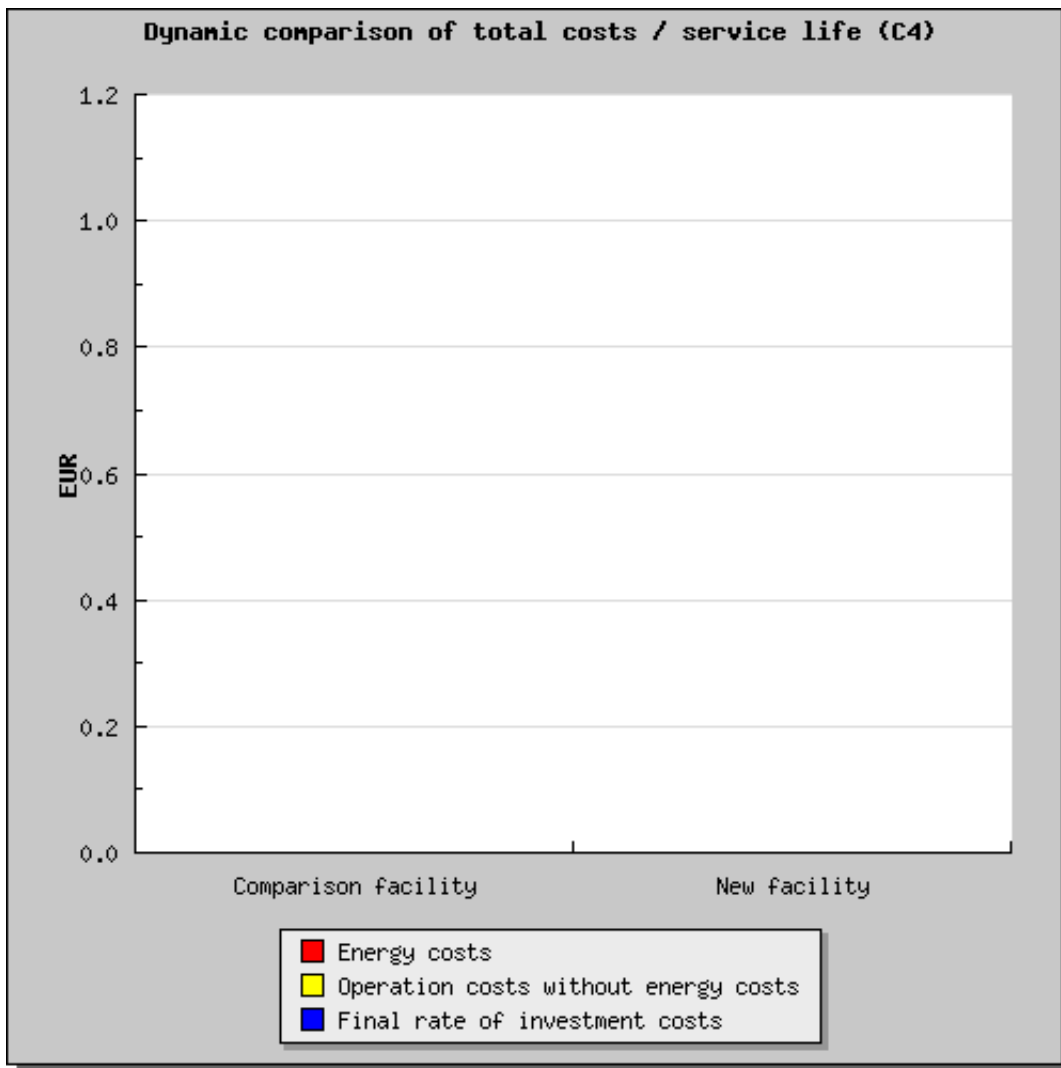


Complete savings: 0 EUR  
Rate of return: 0.00%

# Economics calculation

Project:

## Dynamic comparison of total costs / service life (C4)

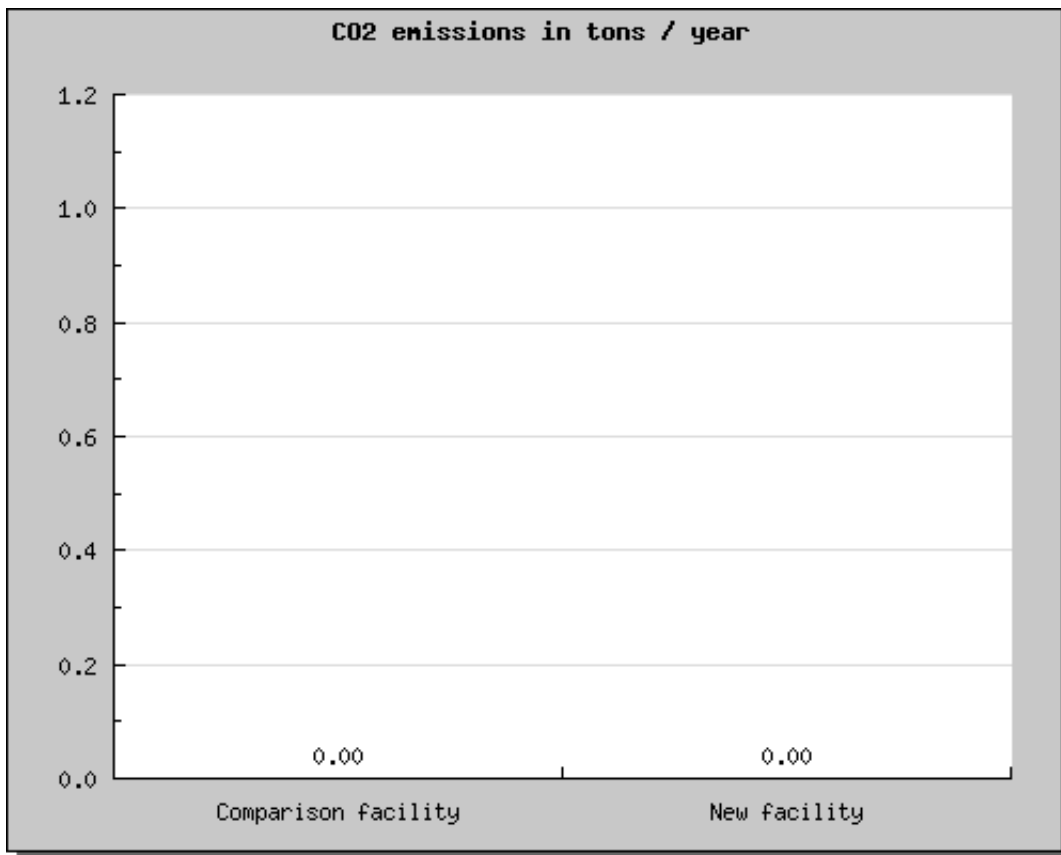


Complete savings: 0 EUR  
Rate of return: 0.00%

## Economics calculation

Project:

### CO2 emissions in tons / year

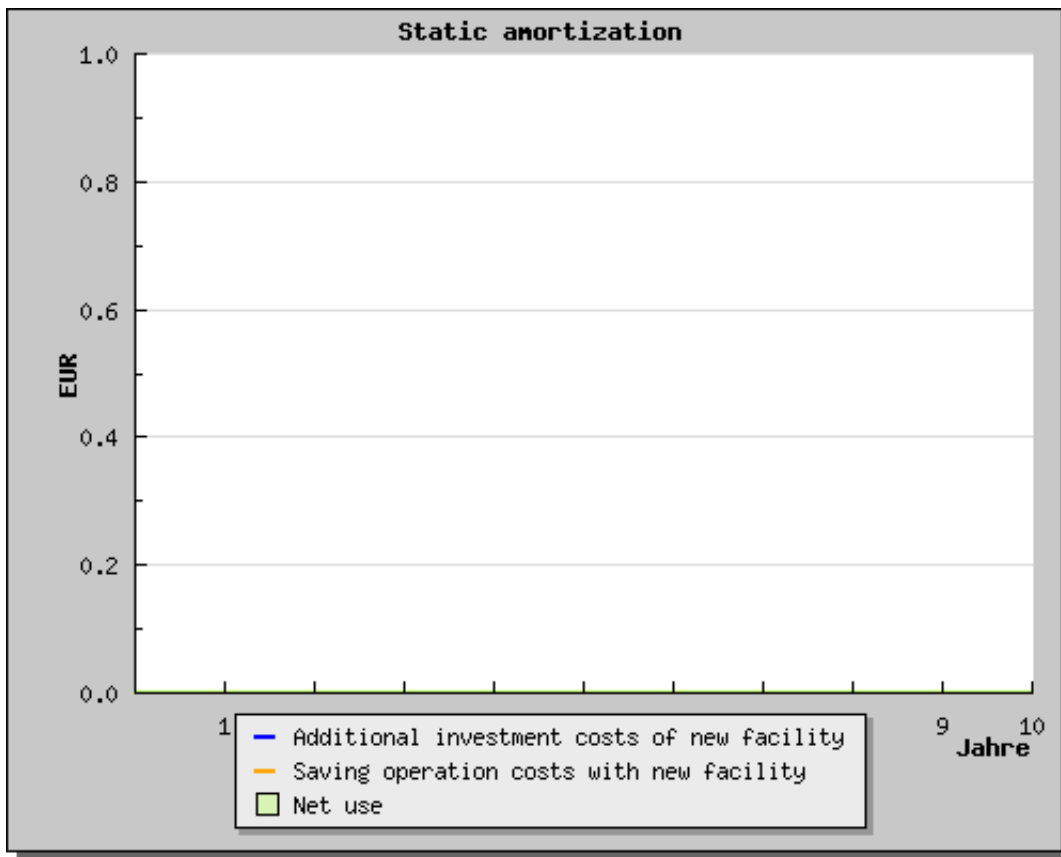




# Economics calculation

Project:

## Static amortization

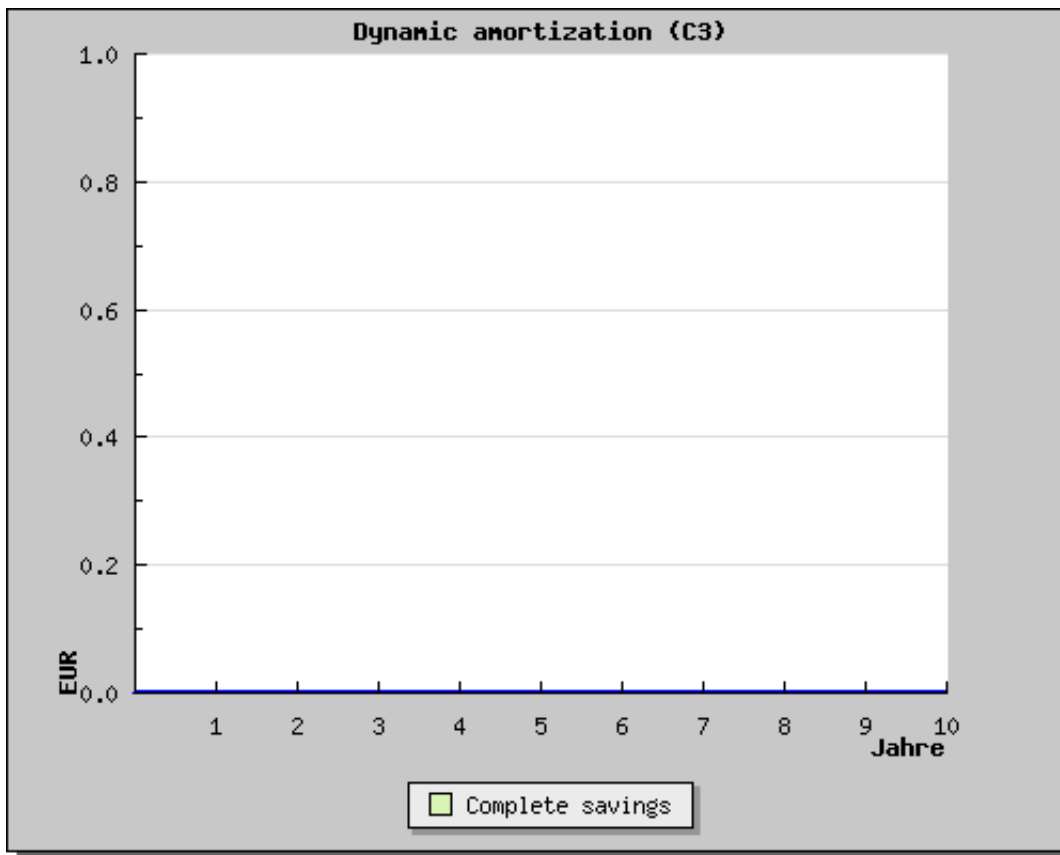


No amortization during service life

## Economics calculation

Project:

### Dynamic amortization (C3)



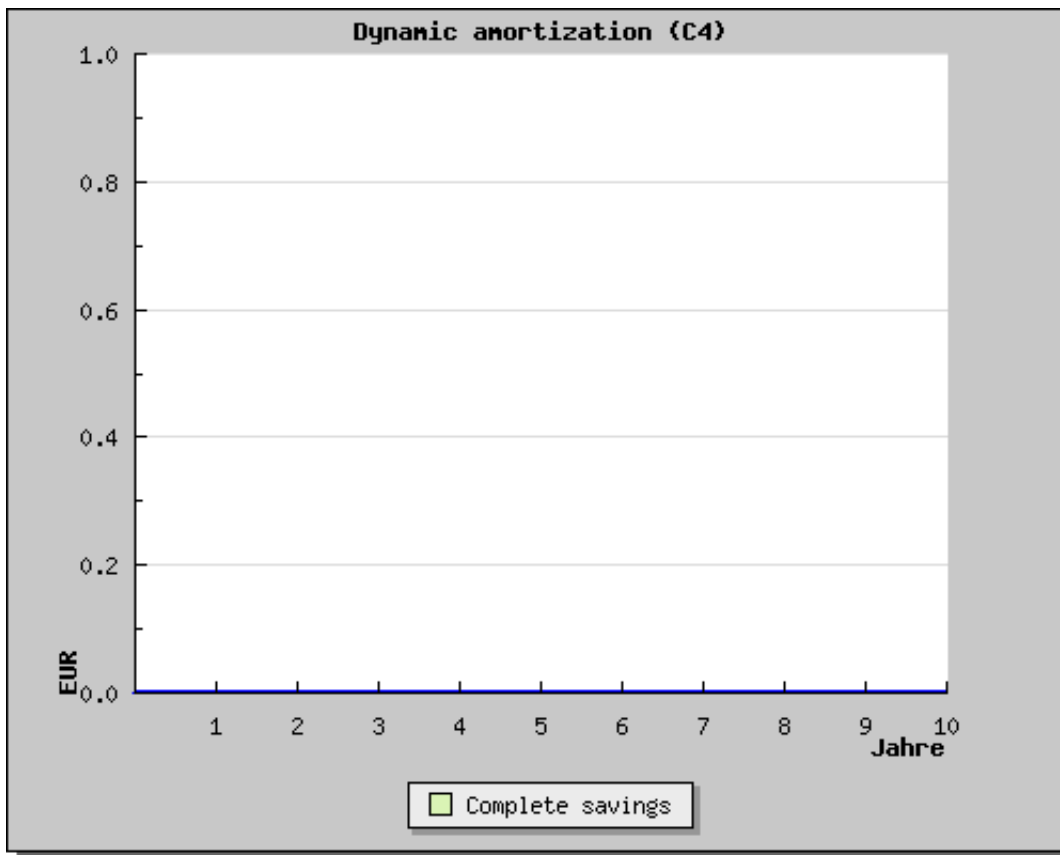
Complete savings: 0 EUR

Rate of return: 0.00%

## Economics calculation

Project:

### Dynamic amortization (C4)



Complete savings: 0 EUR  
No amortization during service life  
Rate of return: 0.00%

The lighting results are based on specifications from DIN EN 13201-3 and serve as orientation for evaluating energy-efficient road lighting systems. The results do not replace detailed planning. These can be implemented by forwarding the data to standard light calculation software products such as Dialux and Relux. A warranty / liability for this free calculation is not assumed by Siteco. In this regard we refer to the services offered by lighting design and engineering offices.

Values below are based on precise calculations with calibrated lamps, luminaires and their configurations. In practice, gradual deviations may occur. Liability claims for luminaire data are excluded. The manufacturer assumes no liability for subsequent damage to users or third parties.